



THE VILLAGE OF

W O O D B U R Y

WOODBURY COMMUNITY ASSOCIATION
PAINT SCHEME APPLICATION FORM
DATE PALM AREA

Today's Date: _____ Property Address: _____

Owner/Applicant's Name: _____

Mailing Address (if different than property address): _____

Cell Phone Number: _____ Home Phone Number: _____

Email Address: _____

Type of Work (Please Check the Box Below):

Architectural

Selected Paint Color Scheme

(Please fill number scheme in the box)

2

Include a photo of your home and the adjacent neighbor(s).

There are twelve (12) house color schemes to choose from for Date Palm Square area which are open to all homes. No review fee or deposit is required. ***New color scheme cannot be identical to the color scheme of the adjacent neighbor.*** You can review the paint colors on your Association website www.woodburyhoa.org or at the Dunn Edwards Paint Store, 13662 Newport Avenue, Tustin CA (714) 731-4113. In addition, you may check out the paint color book at the Woodbury Community Association office at 108 Lamplighter, Irvine CA 92620. At Dunn Edwards, an account has been established under your Association name, Woodbury Community Association, which will provide you with approximately up to 37% off the retail price for the Dunn Edwards products.

The color schemes are structured and may NOT be changed, or the application will be denied.

Once completed, submit a Notice of Completion form and colored photos.

Owner's Signature

OWNER'S SIGNATURE ABOVE SIGNIFIES ACCEPTANCE AND UNDERSTANDING OF THE GUIDELINES, CC&R'S AND EACH EXHIBIT ATTACHED HERETO.

Approved: _____

Date: _____

Denied: _____

Date: _____

Woodbury HOA



SUBDIVISION: Date Palm Proposed Paint Schemes

LOCATION: Irvine, CA, 92620

Scheme 2

DE6213 Fine Grain Main Body RL#514	DEW340 Whisper Trim/Fascia RL#003
	DET620 Barnwood Gray Shutters Option 1 RL#917
	DET631 Cocoa Powder Shutters Option 2 RL#928
	DET631 Cocoa Powder Entry Doors & Garage Doors RL#928




NOTES TO HOMEOWNERS:

COLOR DISCLAIMER: These color chips are produced as accurately as possible; however, actual paint colors may vary from these samples and from batch to batch. Paint colors are affected by many factors, including lighting, age, type of finish, type of surface, and adjacent colors. Some colors may require more than one coat for complete coverage. If final color appearance and color matches are critical, paint should be sampled on the actual surface before full application. Application of the paint constitutes acceptance of the color. Dunn-Edwards assumes no responsibility for color after application.

Courtesy Discount*

Provide this account number and save up to 37% off LIST PRICE on Dunn-Edwards manufactured paint products.

CONVENIENT DUNN-EDWARDS STORE LOCATIONS

Tustin - 086 13662 Newport Ave (714) 731-4113	Laguna Hills - 031 16191 Lake Forest Dr (949) 788-0950	Costa Mesa - 067 3015 Bristol St (714) 432-8745
		

COLOR USE ADVISORY: The color schemes presented are based on original color specifications approved by your community. Your community's color standards may have changed. Before undertaking your painting project, it is recommended that you seek approval of your color selections from the appropriate governing body for your community.

(888) DE PAINT®
dunnedwards.com

*Courtesy discount valid at Dunn-Edwards stores only. Offer not valid at Independent Paint Dealer locations, as other discounts may apply.

