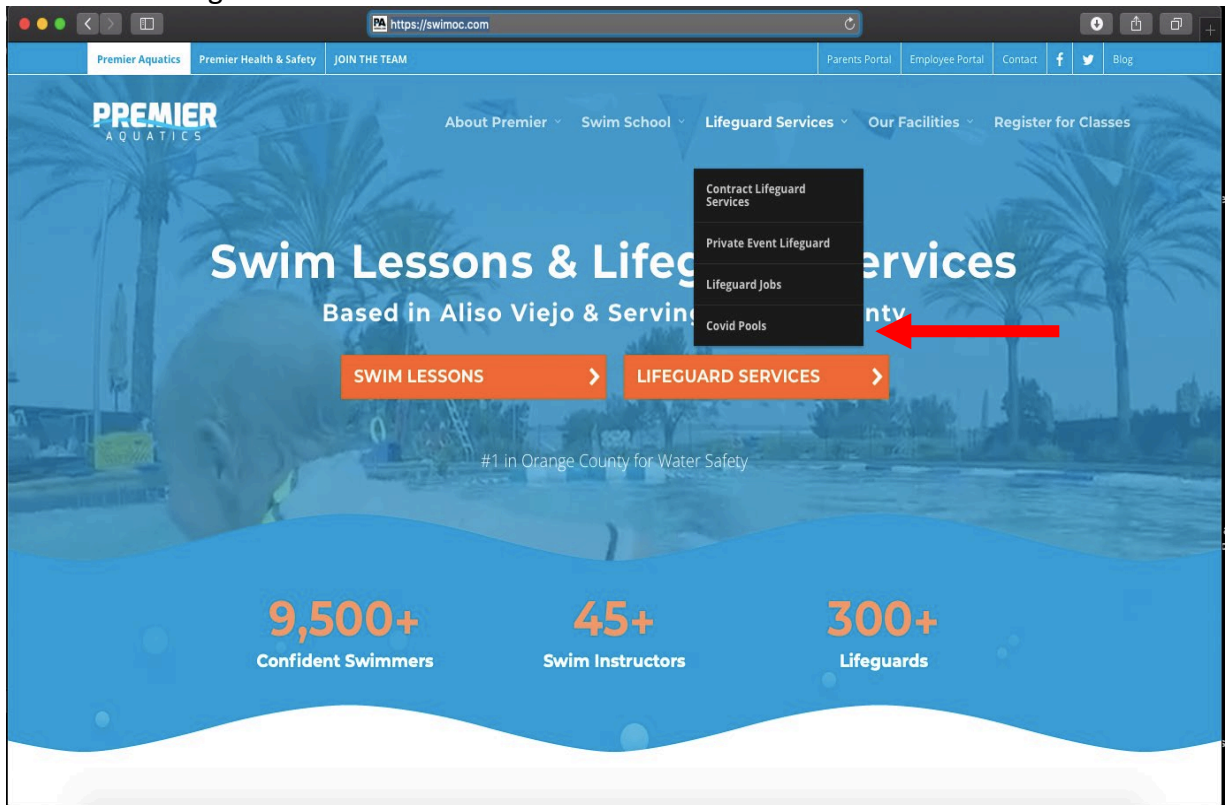





## Welcome to the COVID Pool Access Registration Process

### Quick Guide for Registering for COVID Pool Access

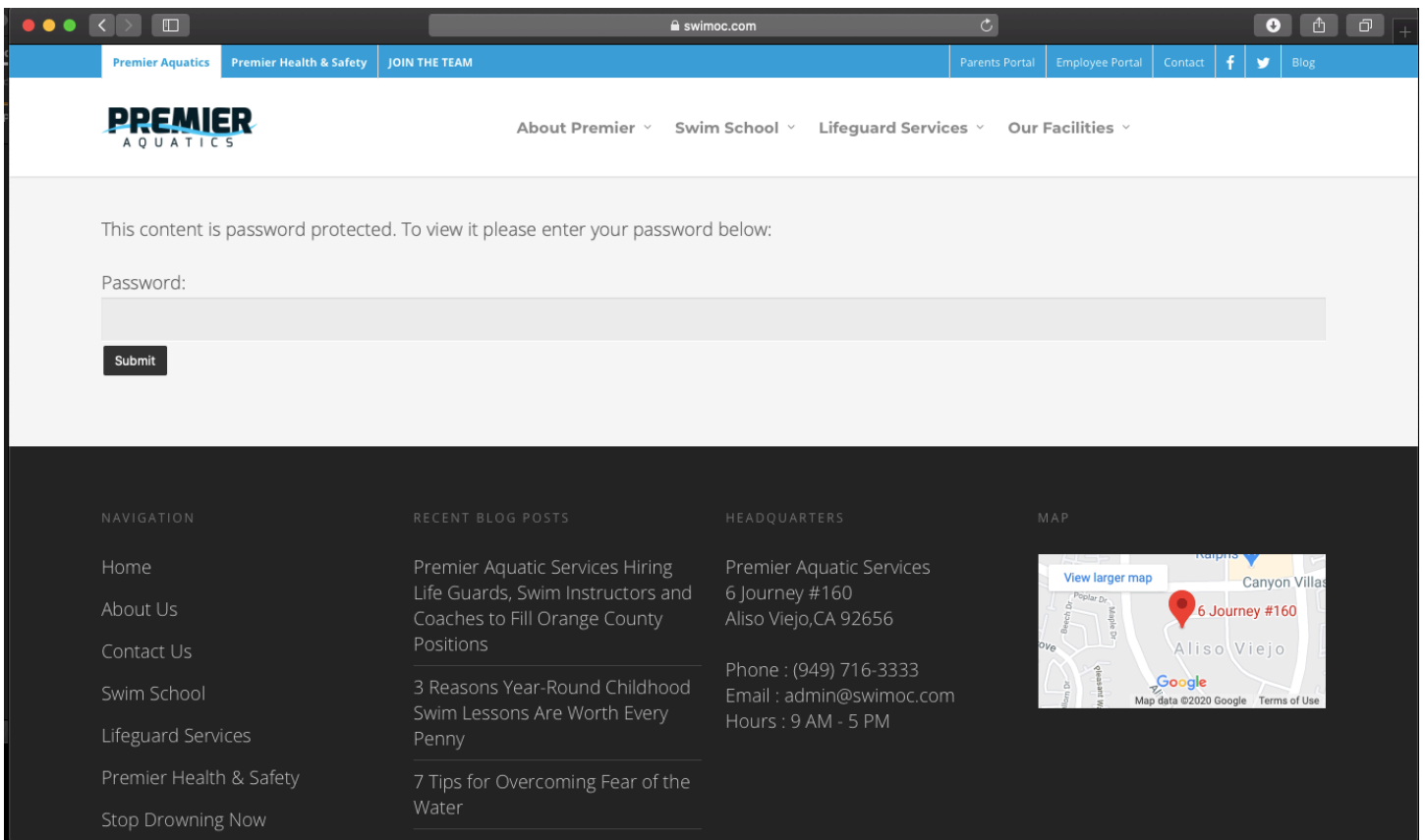
1. Visit <https://swimoc.com>
2. Hover Over Lifeguard Services & Select Covid Pools



3. Select your community:



4. Input the community password which is: **Woodbury2020!**



5. Read through the COVID Pool Rules for your facility.

6. Select a day and time to register for and click register

Register	Class	Days	Times	Class Starts
<a href="#">Register</a>	Pool Reservation 6/4	Thu	12:00pm-12:45pm	06/04/2020
<a href="#">Register</a>	Pool Reservation 6/4	Thu	1:00pm-1:45pm	06/04/2020

**\*\*\*YOU MAY ONLY REGISTER FOR 1 SPOT PER DAY. 1 REGISTRATION IS GOOD FOR A FAMILY, MULTIPLE STUDENTS ARE NOT NEEDED. THE MAIN HOUSE MEMBER SHOULD SIGN UP AS THE FAMILY AND THE STUDENT. IF YOU SIGN UP FOR MULTIPLE TIME SLOTS IN A SINGLE DAY, WE WILL DROP YOU FROM ALL BUT YOUR FIRST RESERVATION THAT DAY\*\*\***

7. Fill in the following:

#### FAMILY INFORMATION

**Family Last Name\***

Your Last Name Here

#### WHERE DO YOU LIVE?

**Home Address\***

Your Address Here

**City\***

Your City

**State\***

CA

**Zip\***

Your Zip

**Home or Primary Phone\***

(123) 456-7890



CONTACT #1

Contact #1 First Name\*

Your First Name Here

Last Name\*


Your Last Name Here

HOW CAN WE CONTACT YOU?

Home Phone

(123) 456-7890 

Work #



Cell #



PORTAL ACCESS (YOUR EMAIL IS YOUR LOGIN)

Email\*

youremail@here.com

*(Emails are kept confidential)*

Confirm Email\*

youremail@here.com

Portal Account Password

.....

**Very strong**

*Minimum number of characters is 5*

Confirm Portal Account Password

..... 

**Very strong**

*Minimum number of characters is 5*

8. You as the adult will also be the “student”. You do not need to register all the members in your family. One person registers a spot for the entire household to come and swim.

STUDENT #1


Student's First Name\*

Your First Name Here

Last Name\*

Your Last Name Here

Student Gender\*

Female 

Birth Date\*

06/04/2020 

*(format=mm/dd/yyyy)*

**Current Age: 0 yrs, 0 mths**

9. Mark that you have read and agreed to all of the policies and agreements. There are 9 in total.

**I've read the above and agree.**

10. Click Submit Registration

11. For all future registrations, you will need to select: Already a customer? Click here to login.



## Registration

**Already a customer? Click here to login.**

12. Use the email and password you provided to login

A screenshot of the Premier Aquatics login page. The page features the Premier Aquatics logo at the top. Below the logo, there are two input fields: "Email or User ID" with the placeholder text "youremail@here.com" and "Password" with a series of dots. To the right of the password field are icons for a key and an eye. At the bottom of the form is a green button labeled "SIGN IN".

### **Frequently Asked Questions:**

1. How do I receive the password for my community?
  - a. Your community has the password to log in to the system. It is in step 4 of the Quick Guide above.
2. How do I cancel my reservation?
  - a. Send an email to: [cancelmyreservation@yahoo.com](mailto:cancelmyreservation@yahoo.com)
3. Do I need to register all the people in my family for a swim spot?
  - a. No, you only need to register one person in your family to make a reservation. If your community only allows one reservation per day per household, we will drop all spots except your first booking without notification.